

# LFCO SERIES

Outdoor Lighting

**WESTGATE**  
THE FUTURE IS HERE...AND IT'S QUITE BRIGHT!

LFCO-100W-40K  
LFCO-100W-50K

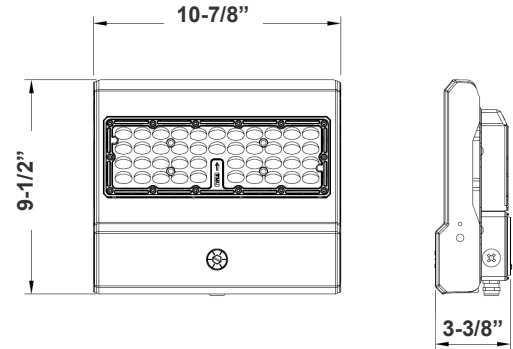


Customer Name: \_\_\_\_\_

Project Name: \_\_\_\_\_

Note: \_\_\_\_\_

Type: \_\_\_\_\_



9-1/2" (L) x 10-7/8" (W) x 3-3/8" (H)

Ideal for general site lighting, alleys, loading docks, doorway, pathway, and parking areas.

## Features

- LED Flood Light
- With snap-on & bolt mounting options for one-person installations.
- Select a mounting option (Sold separately)
- 70,000 Hours Rated Life
- 7-Year Warranty
- Optic Lens Type: III

## Technical Specifications

### Electrical:

- Voltage: 100-277VAC 50/60Hz
- Wattage: 100W
- Power Factor: >0.9
- Output Current: 0.25A
- Efficacy: 140 LPW
- THD: <20%

### Mechanical:

- Housing: Die-cast Aluminum Housing with Powder Coat Finish (Dark Bronze)
- 6KV Lightning Surge Protection
- IP Rating: IP65
- Operating Temperature: -40°F to 104°F
- Suitable for Wet Locations
- Effective projected areas (EPA's) are:
  - Front = 0.38 square feet
  - Side = 0.30 square feet
  - Face = 1.05 square feet

### Lighting:

- Dimmable: 0~10V Dimming
- LED: Philips Lumileds Lexeon 3030 high flux LED
- Solid State Lighting technology for long life, no Maintenance needed and High-Efficiency
- Cord Type: 3.2' SJTW 18/3 AWG cable
- Total lumens: 14000LM
- Color Temperature: 4000K/ 5000K
- Color Rendering index: CRI ≥ 70
- Beam Angle: 140°x80°

### Applications:

- Ideal for general site lighting, alleys, loading docks, doorway, pathway and parking areas.
- Replace existing HID flood lights/ wall packs

### Other Models:

- 50W | 6900LM | LFCO-50W-40K
- 50W | 6900LM | LFCO-50W-50K
- 80W | 10800LM | LFCO-80W-40K
- 80W | 10800LM | LFCO-80W-50K
- 150W | 19900LM | LFCO-150W-40K
- 150W | 19900LM | LFCO-150W-50K
- 230W | 30100LM | LFCO-230W-40K
- 230W | 30100LM | LFCO-230W-50K
- 300W | 41000LM | LFCO-300W-40K
- 300W | 41000LM | LFCO-300W-50K
- 600W | 86000LM | LFCO-HL-600W-50K-TR



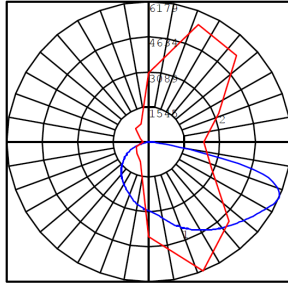
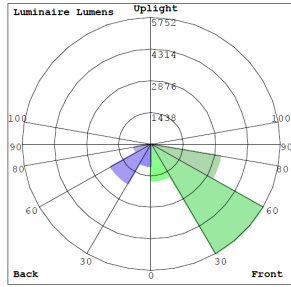
Phone: (877) 805-2252 | Fax: (877) 805-2252  
www.westgatemfg.com | www.westgatecontrols.co



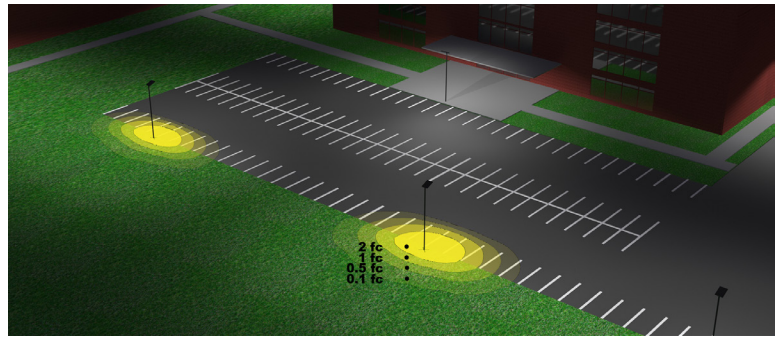
WG-Z5-Z6-Z2

## Photometrics: LFCO-100W

TYPE III



BUD Rating: B2-U1-G2



Area 85'x 138' Mounting Height: 20'

## Other Views:



Front View



Side View



Back View

## Performance Table: LFCO-100W

MODEL NO.	Wattage	Voltage	Lumens	Color Temp.	BUG Rating	LPW
LFCO-100W-40K	100W	120~277V	14000LM	4000K	B2-U1-G2	140
LFCO-100W-50K	100W	120~277V	14000LM	5000K	B2-U1-G2	140

## Sample Ordering

Model	Wattage	Color Temp.
LFCO	100W	<input type="text"/>
		40K = 4000K 50K = 5000K

## Accessories Options

Blank = No Option For Accessories  
WEC-7RC = Remote Control

## Factory-Installed Options

Blank = No Option For Accessories  
OPT-EM-OD2EXT = Emergency Battery Backup  
OPT-3MPC = Electronic  
OPT-SEN-3MR-3 = Programmable Microwave Bi-Level Sensor

## Example:

1.LFCO-100W-40K (For LFCO 100W 4000K fixture 120-277V)  
2.LFCO-100W-40K (For LFCO 100W 4000K fixture 120-277V)  
WEC-7RC (Remote Control)  
OPT-SEN-3MR-3 (Programmable Microwave Bi-Level Sensor)

## MOUNTING OPTIONS



LFCO-SF  
Adjustable Slip Fitter for  
Pole Mount 2"–2-1/2"



LFCO-SA  
Straight Arm for Shoe Box  
Applications  
Fits Square & Round Poles  
3" Wide



LFCO-YK  
Adjustable Yoke



LFCO-TR1  
"U" Bracket

## ACCESSORIES AND MOUNTING OPTIONS



OPT-SEN-3MR-3



OPT-3MPC



WEC-7RC



OPT-EM-OD2EXT

